



CUADERNO PDF

EDUCACION INFANTIL 4 AÑOS




APRENDER

COLORES






ROJO




.....

.....






A M A R I L L O







AZUL



(E14_Col_02) Reconocer la gama de colores secundarios: Verde - Naranja - Violeta.






VERDE



(E14_Col_02) Reconocer la gama de colores secundarios: Verde - Naranja - Violeta.




NARANJA



(E14_Col_02) Reconocer la gama de colores secundarios: Verde - Naranja - Violeta.





VIOLETA



(E14_Col_03) Reconocer la gama de colores primarios: Blanco - Gris - Negro.




GRIS



(E14_Col_03) Reconocer la gama de colores primarios: Blanco - Gris - Negro.




NEGRO



(E14_Col_03) Reconocer la gama de colores primarios: Blanco - Gris - Negro:




BLANCO



.....

.....

(E14_Col_04) Reconocer la gama completa de colores.



Verde



Marrón




Violeta




Blanco




Naranja



Azul



Amarillo



Rosa



Negro



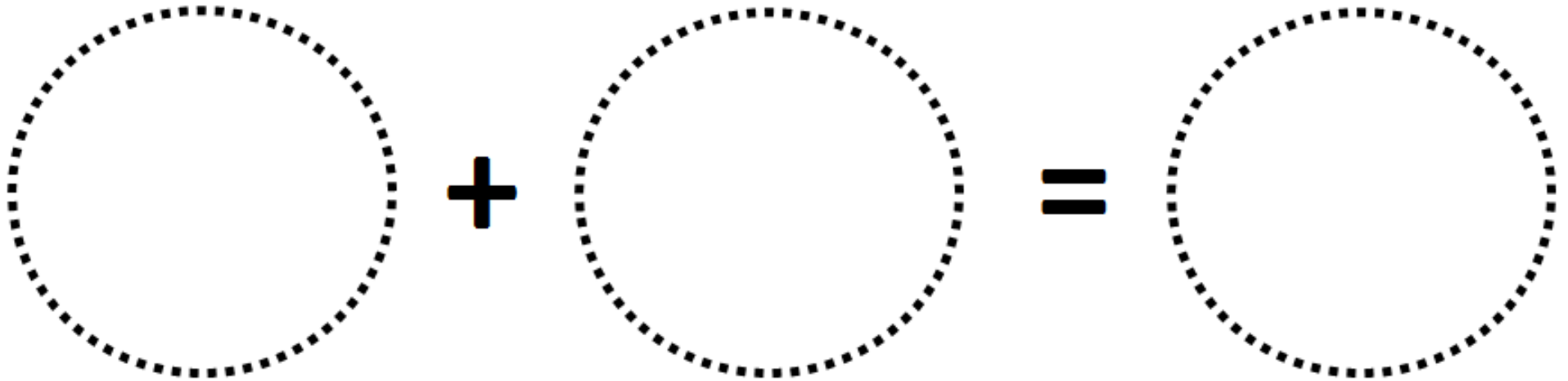
Rojo



Gris

(E14_Col_05) Crear la gama completa de colores mezclando colores primarios y secundarios.

Coge un pincel, témperas y mezcla los colores:



AZUL


AMARILLO

VERDE




(E14_Col_05) Crear la gama completa de colores mezclando colores primarios y secundarios.

Coge un pincel, témperas y mezcla los colores:



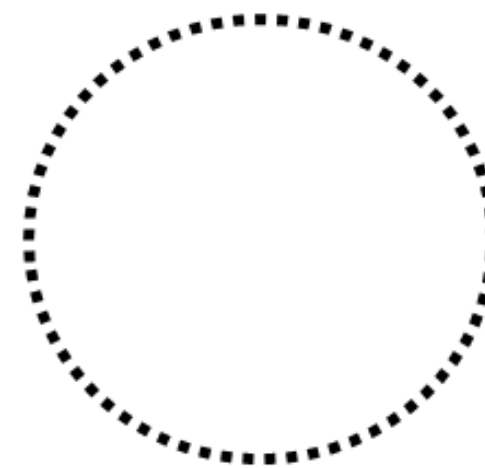
AZUL

+



ROJO

=




VIOLETA




(E14_Col_05) Crear la gama completa de colores mezclando colores primarios y secundarios.


Coge un pincel, témperas y mezcla los colores:



+



=



ROJO

AMARILLO

NARANJA

