



CUADERNO PDF

2º EDUCACIÓN PRIMARIA



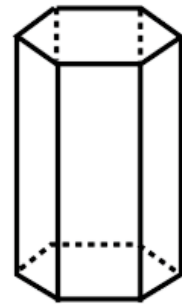
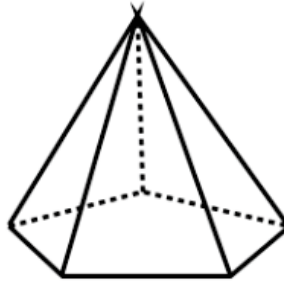
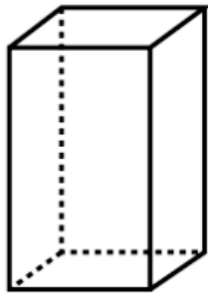
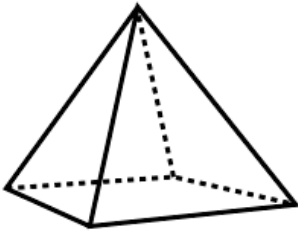
**CUERPOS
GEOMÉTRICOS**



WWW.MATEMATICASINCLUSIVAS.COM



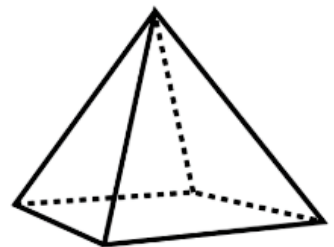
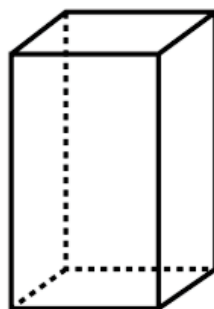
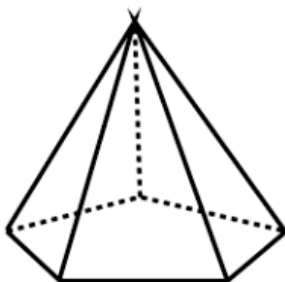
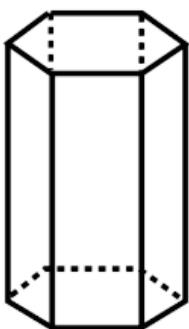
Colorea y escribe: **prisma** y **pirámide**



.....

.....

Colorea y escribe: **prisma** y **pirámide**


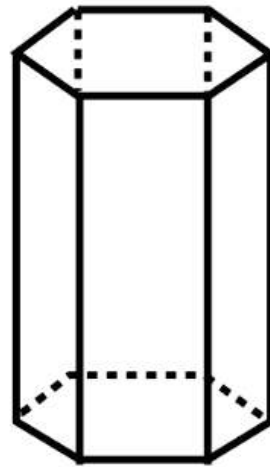
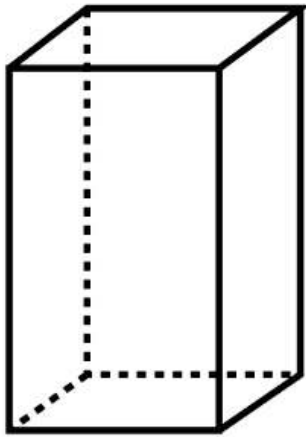


.....

.....

(2º_Fig_21) Reconocer los elementos de un prisma: Cara lateral - Base.


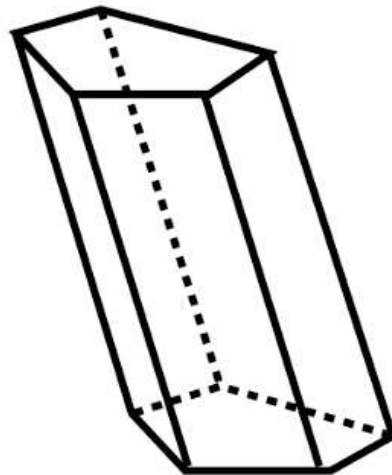
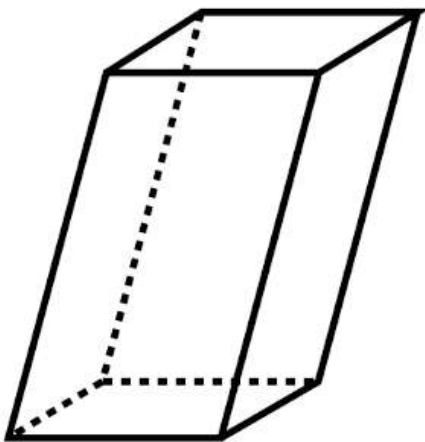
Colorea las caras laterales y la base de los prismas:



Vicente Molinero Claramunt


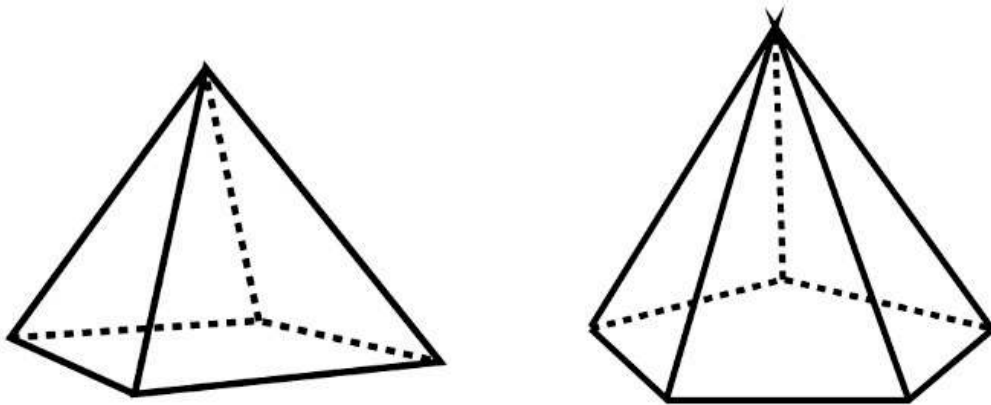
(2º_Fig_21) Reconocer los elementos de un prisma: Cara lateral - Base.

Colorea las caras laterales y la base de los prismas:


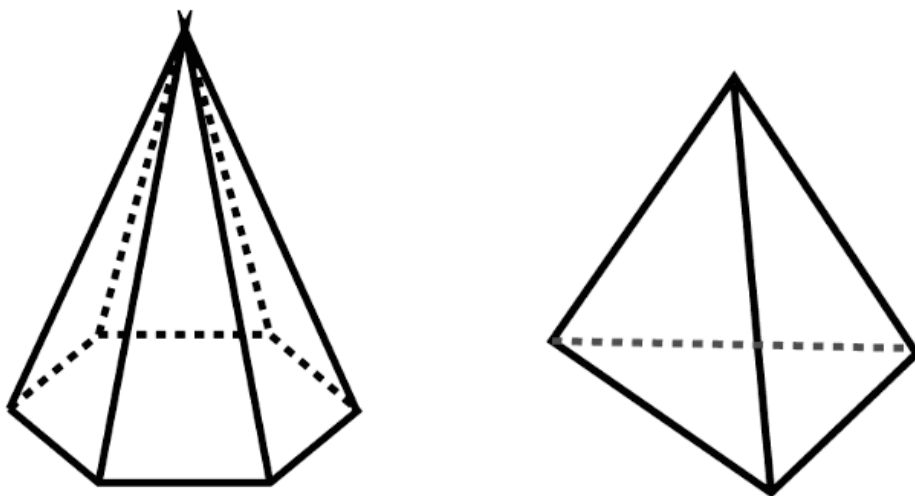


Vicente Molinero Claramunt

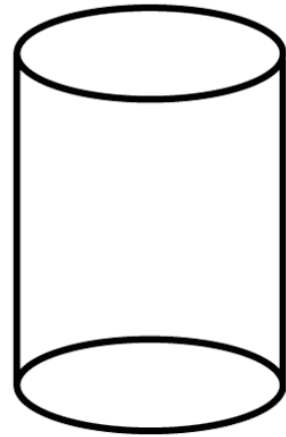
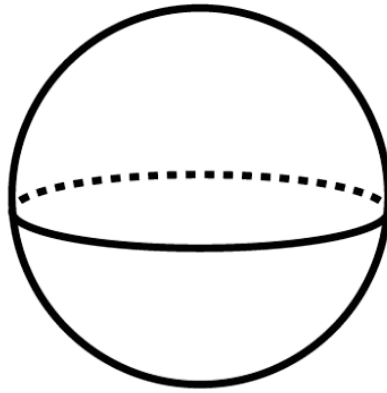
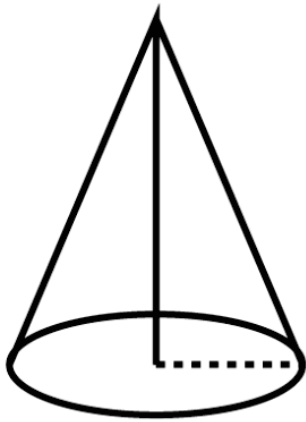
Colorea las **caras laterales** y la **base** de las **pirámides**:



Colorea las **caras laterales** y la **base** de las **pirámides**:



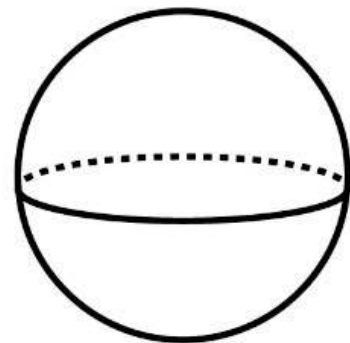
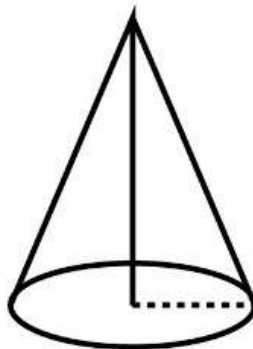
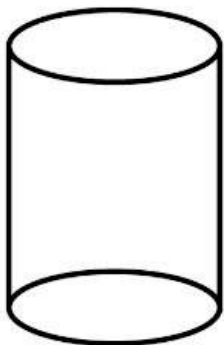
Observa y colorea el cilindro, el cono y la esfera:



.....

.....

Colorea y escribe: cilindro, cono y esfera



.....

.....

.....

.....

.....

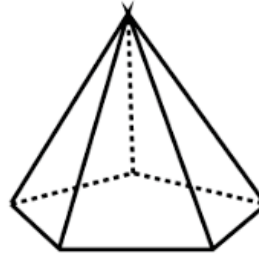
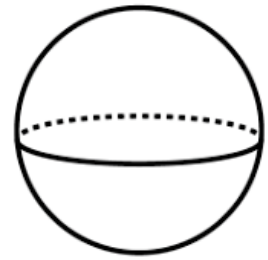
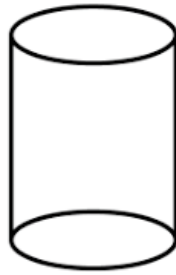
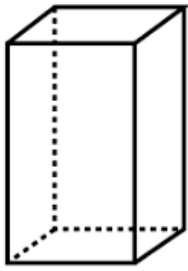
.....

.....

.....

(2º_Fig_24) Clasificar cuerpos geométricos según sus caras y superficie: Redondo- No redondo.

Colorea los **cuerpos redondos** y los **cuerpos no redondos**:

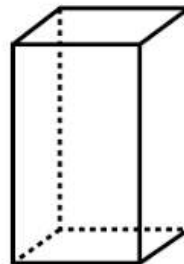
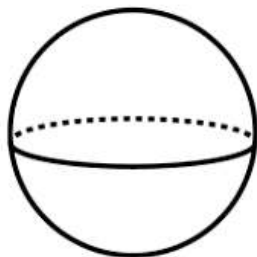
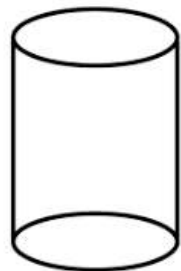
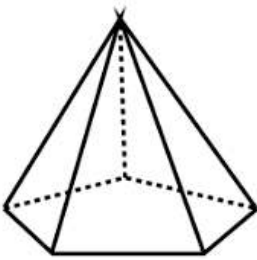


.....
.....

Vicente Molinero Claramunt

(2º_Fig_24) Clasificar cuerpos geométricos según sus caras y superficie: Redondo- No redondo.

Colorea los **cuerpos redondos** y los **cuerpos no redondos**:

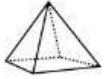
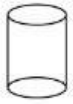


.....
.....

Vicente Molinero Claramunt

(2º Fig. 25) Reconocer y describir cuerpos geométricos básicos en objetos del entorno.

Piensa y escribe **objetos** que tienen la **misma forma**:

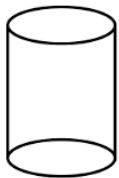


.....

.....

Vicente Molinero Claramunt

(2º Fig. 25) Reconocer y describir cuerpos geométricos básicos en objetos del entorno.



Dibuja **dos objetos** con **forma** de **cilindro**:

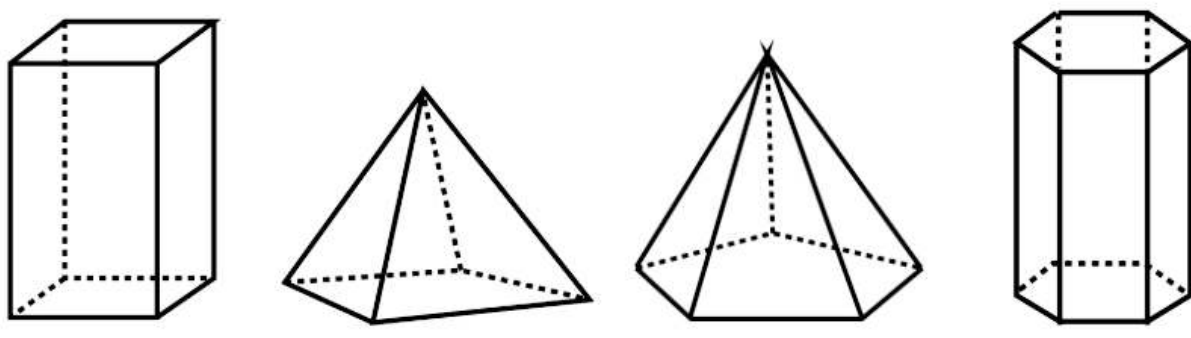
.....

.....

Vicente Molinero Claramunt

(2º_Fig_20) Clasificar cuerpos geométricos por su forma: Prisma - Pirámide.

Colorea y escribe: **prisma** y **pirámide**

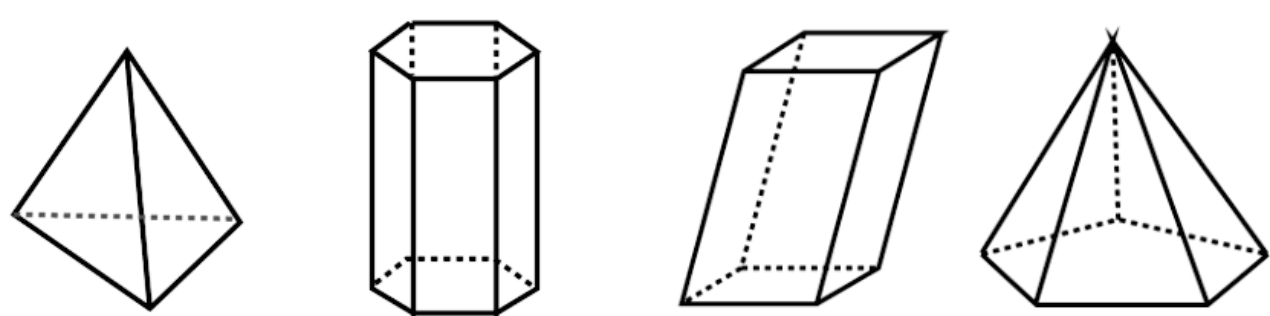


Below each solid is a set of three horizontal lines for writing the name of the shape.

Vicente Molinero Claramunt

(2º_Fig_20) Clasificar cuerpos geométricos por su forma: Prisma - Pirámide.

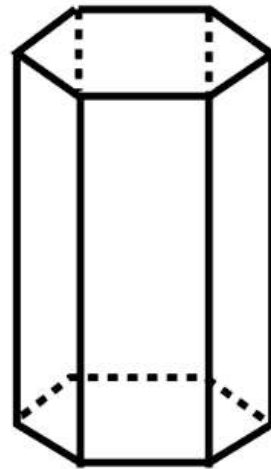
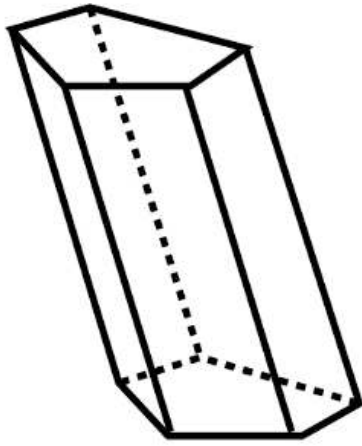
Colorea y escribe: **prisma** y **pirámide**



Below each solid is a set of three horizontal lines for writing the name of the shape.

Vicente Molinero Claramunt

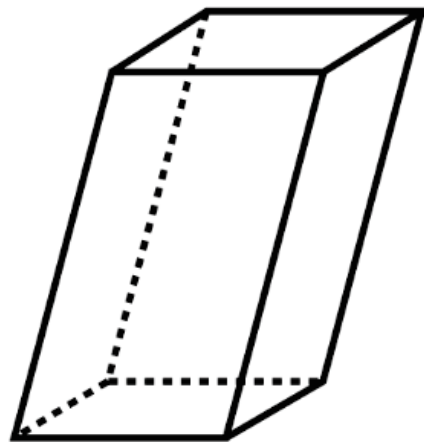
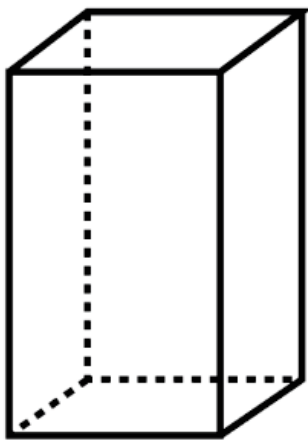
Colorea las caras laterales y la base de los prismas:



.....

.....


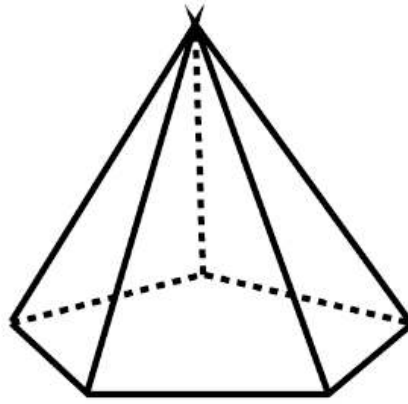
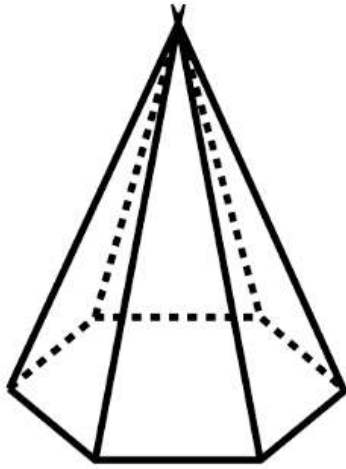
Colorea las caras laterales y la base de los prismas:




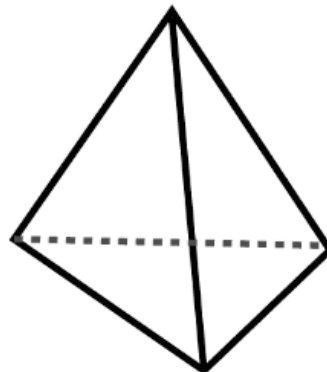
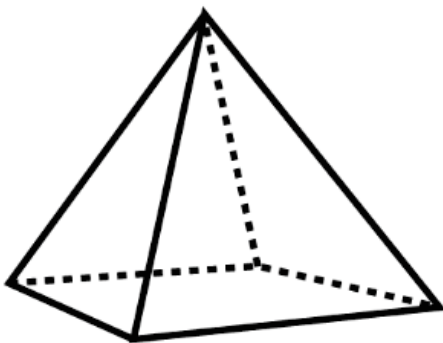
.....

.....

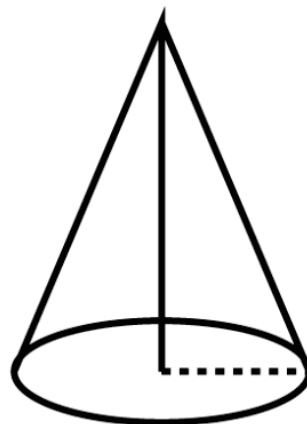
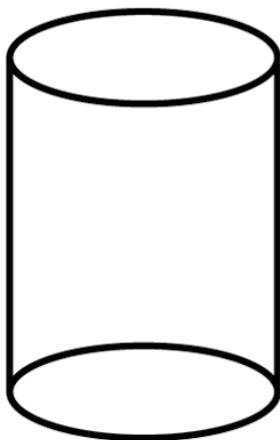
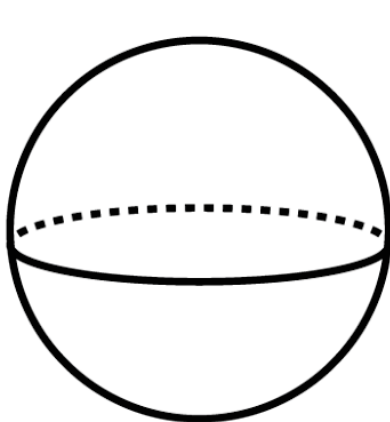
Colorea las **caras laterales** y la **base** de las **pirámides**:



Colorea las **caras laterales** y la **base** de las **pirámides**:



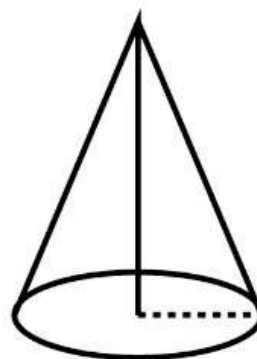
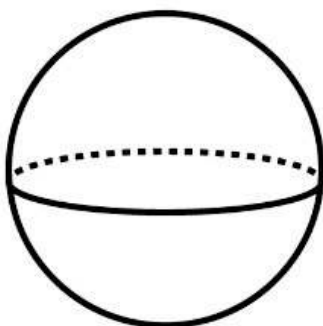
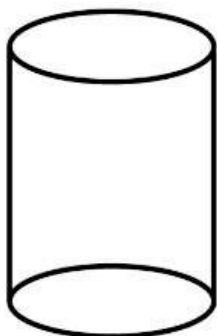
Observa y colorea el **cilindro**, el **cono** y la **esfera**:



.....

.....

Colorea y escribe: **cilindro**, **cono** y **esfera**



.....

.....

.....

.....

.....

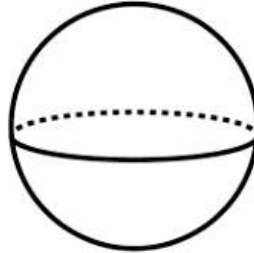
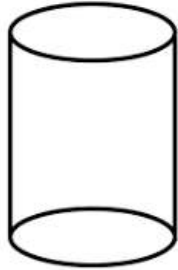
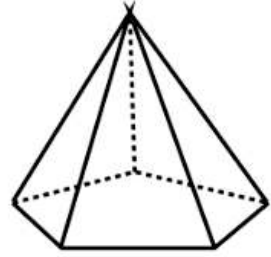
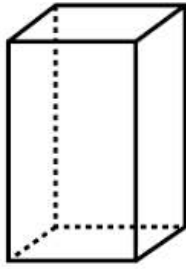
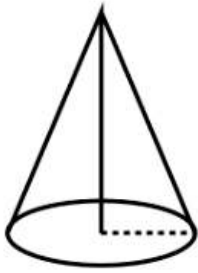
.....

.....

.....

(2º_Fig_24) Clasificar cuerpos geométricos según sus caras y superficie: Redondo- No redondo.

Colorea los **cuerpos redondos** y los **cuerpos no redondos**:



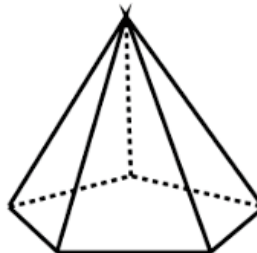
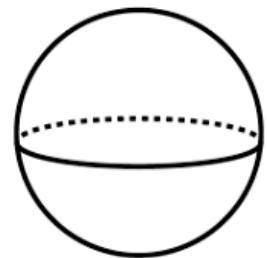
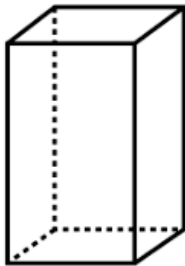
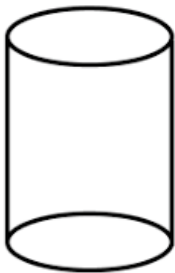
.....

.....

Vicente Molinero Claramunt

(2º_Fig_24) Clasificar cuerpos geométricos según sus caras y superficie: Redondo- No redondo.

Colorea los **cuerpos redondos** y los **cuerpos no redondos**:



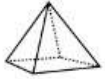
.....

.....

Vicente Molinero Claramunt

(2º Fig. 25) Reconocer y describir cuerpos geométricos básicos en objetos del entorno.

Piensa y escribe **objetos** que tienen la **misma forma**:











.....

.....

Vicente Molinero Claramunt

(2º Fig. 25) Reconocer y describir cuerpos geométricos básicos en objetos del entorno.



Dibuja **dos** objetos con **forma** de **cono**:

.....

.....

Vicente Molinero Claramunt